

Somos[®] WaterShed[®] Black

Stereolithography

Multipurpose resin that prints 50% faster than alternatives, eliminates the need for painting.

Somos WaterShed Black, with similar properties and processing as Somos WaterShed XC 11122, has up to a 50% faster processing speed than alternative black resins, offering minimal finishing and more consistent processing over time. Compared to alternatives currently on the market, Somos WaterShed Black prints a more true black color off the machine. The material offers a smooth surface finish, as well as higher moisture and chemical resistance.

Key Benefits

- Best-in-class environmentally durability performance - measured using industry standard testing methods rather than just UV light
- Ease-of-use and fast processing with minimal finishing, more consistent processing over time
- A more true black color off the machine
- Based on proven technology of Somos WaterShed XC 11122
- Smooth surface finish
- Higher moisture and chemical resistance



Ideal Applications

- Durable, stiff, tough parts
- Automotive components
- Electronic housings
- Packaging
- Functional prototypes and end use parts

| | Liquid Properties | Optical Properties | | |
|------------|---------------------------------|--------------------|------------------------|--|
| Appearance | Black | E _c | 8.4 mJ/cm ² | [critical exposure] |
| Viscosity | 300 ± 50 @ 30 °C | D _p | 4.1 mil (0.105 mm) | [slope of cure-depth vs. ln (E) curve] |
| Density | ~1.13 g/cm ³ @ 25 °C | E ₁₀ | 96 mJ/cm ² | [exposure that gives 0.254 mm (.010 inch) thickness] |



| | Mechanical Properties | UV Postcure | |
|---------|---------------------------|-----------------|-----------------|
| ASTM | Property Description | Metric | Imperial |
| D638M | Tensile Strength at Break | 35 ± 5 MPa | 5.1 ± 0.7 ksi |
| D638M | Elongation at Break | 46 ± 3 MPa | 6.7 ± 0.5 ksi |
| D638M | Yield Stress | 12 ± 3% | |
| D638M | Elongation at Yield | 3.1 ± 0.1% | |
| D638M | Tensile Modulus | 2,300 ± 300 Mpa | 334 ± 44 ksi |
| D790M | Flexural Strength | 66 ± 5 MPa | 9.6 ± 1 ksi |
| D738 | Flexural Modulus | 1,750 ± 250 MPa | 254 ± 36 ksi |
| D256A | Izod Impact (Notched) | 22 ± 5 J/m | 0.41 ± 0.09 J/m |
| D570-98 | Water Absorption | 0.30 ± 0.05% | |

| | Thermal/Electrical/Optical Properties | UV Postcure | |
|---------|--|-------------|---------------|
| ASTM | Property Description | Metric | Imperial |
| E831-05 | C.T.E. -40 °C – 0 °C (-40 °F – 32 °F) | 67 µm/m °C | 37 µin/in °F |
| E831-05 | C.T.E. 0 °C – 50 °C (32 °F – 122 °F) | 93 µm/m °C | 52 µin/in °F |
| E831-05 | C.T.E. 50 °C – 100 °C (122 °F – 212 °F) | 180 µm/m °C | 100 µin/in °F |
| E831-05 | C.T.E. 100 °C – 150 °C (212 °F – 302 °F) | 187 µm/m °C | 104 µin/in °F |
| D150-98 | Dielectric Constant 60 Hz | 3.8 | |
| D150-98 | Dielectric Constant 1MHz | 3.5 | |
| D150-98 | Dielectric Constant 1MHz | 15.9 kV/mm | 404 V/mil |
| D5023 | Tg | 49 ± 3 °C | 120 ± 5 °C |
| D648 | HDT @ 0.46 MPa (66 psi) | 52 ± 3 °C | 126 ± 5 °C |
| D648 | HDT @ 1.81 MPa (264 psi) | 49 °C | 120 °F |

Mechanical and Thermal/Electrical Properties based on Somos WaterShed XC 11122. The Liquid and Optical Properties are specific to WaterShed Black.

Stress Strain Curve

This stress strain curve visualizes the behavior of the material as force is applied. Somos WaterShed Black exhibits plastic behavior, with a yield point, followed by plastic deformation.

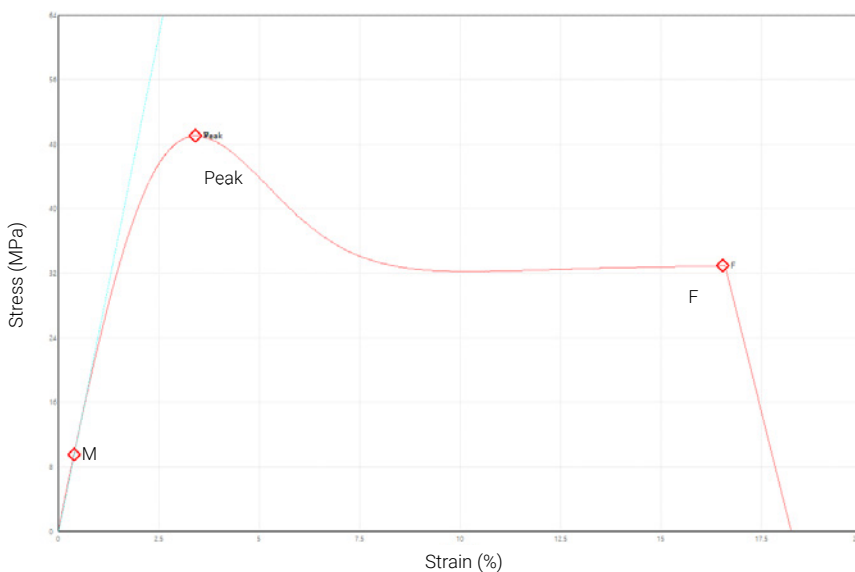
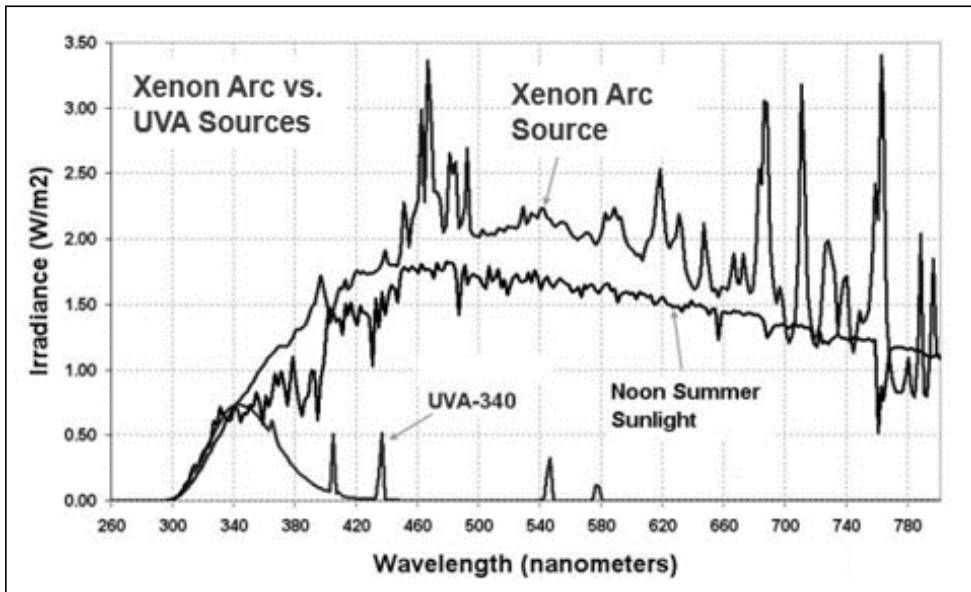


Figure 1: Stress Strain Curve

Environmental Durability

There are many accelerated tests available to determine the aging performance of materials. Since these are accelerated tests, understanding the key exposure factors in the application is critical to choosing the appropriate test. This is because materials respond differently to the conditions of irradiation, heat and moisture. It is also critical when sharing data, to explicate test conditions so that users can determine how to factor performance to their requirements. Finally, showing correlations to actual weathering is only valid if one has weathered their materials in those real conditions. Below results illustrate the case for exterior exposure.



A standard test developed for the automotive industry for exterior exposure is SAE J2527. This standard utilizes a light source that replicates sunshine across the spectrum. Figure 1 compares a Xenon source to the commonly used UVA lamp source.

Figure 2: Xenon Arc Irradiation (Source: Q-Lab)

| Irradiation Intensity | 340 mm | 295-400 mm | 300-800 mm |
|-----------------------|-----------------------|---------------------|----------------------|
| Xenon Light (J2527) | 0.55 W/m ² | 60 W/m ² | 550 W/m ² |
| Fluorescent (UVA-340) | 0.55 W/m ² | 32 W/m ² | - |

Xenon arc lamps represent very well solar radiation spectral distribution. Total Irradiance is much higher with a Xenon source:

The SAE J 2527 Test is conducted using conditions and cycle as shown in Figure 3:

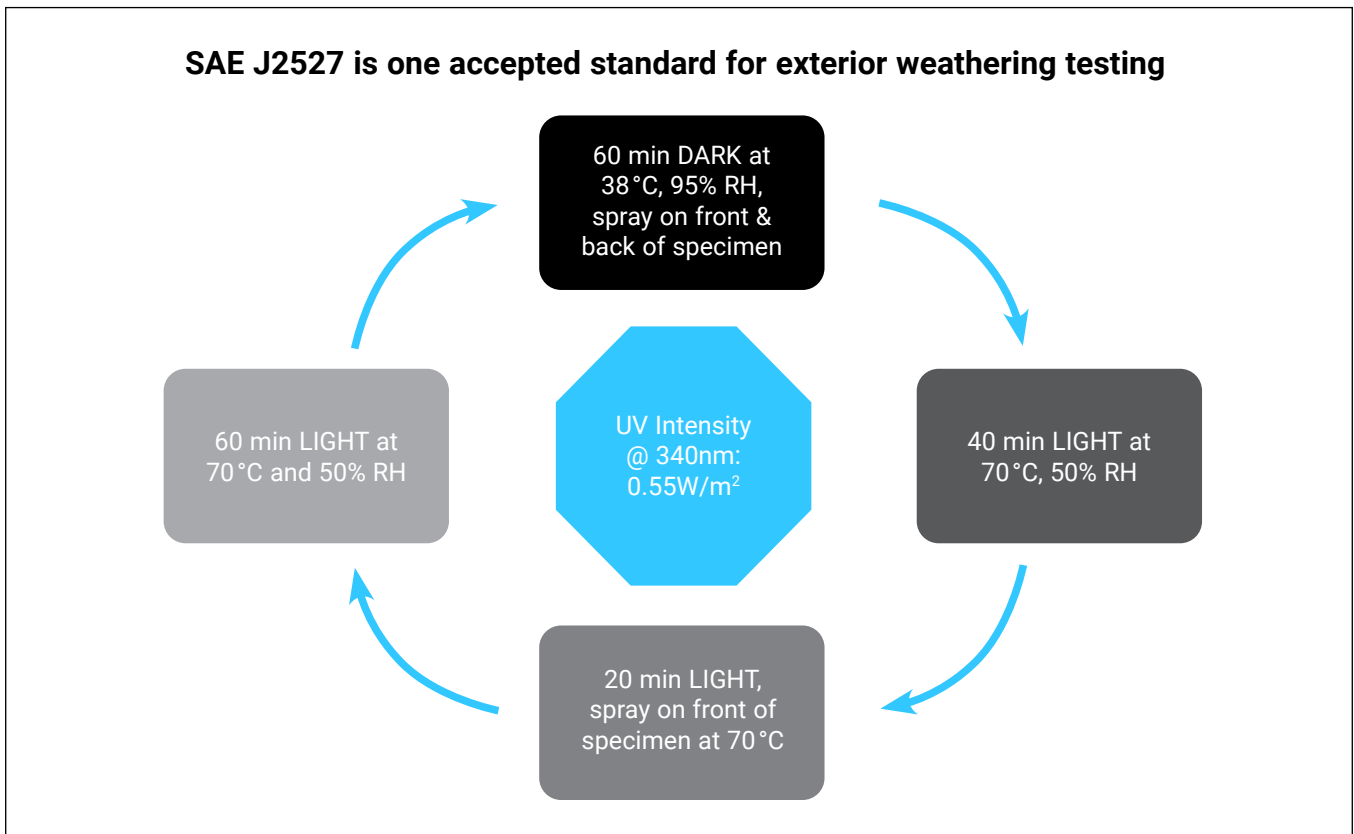


Figure 3: SAE J2527 Test Cycle



Weathering Performance

Figure 4 shows the weathering performance of Somos WaterShed Black and compares it to an alternative photopolymer commercialized for weatherable applications. The alternative shows good property retention when exposed to UV light with the commonly used UVA lamp. When exposing the resin to a Xenon Arc lamp - a test method that mimics more closely actual sun light - the performance goes down faster and stabilizes on a much lower level. To avoid major discrepancy between anticipated material behavior and actual material behavior of parts in the field, matching accelerated test with real live conditions is critical.

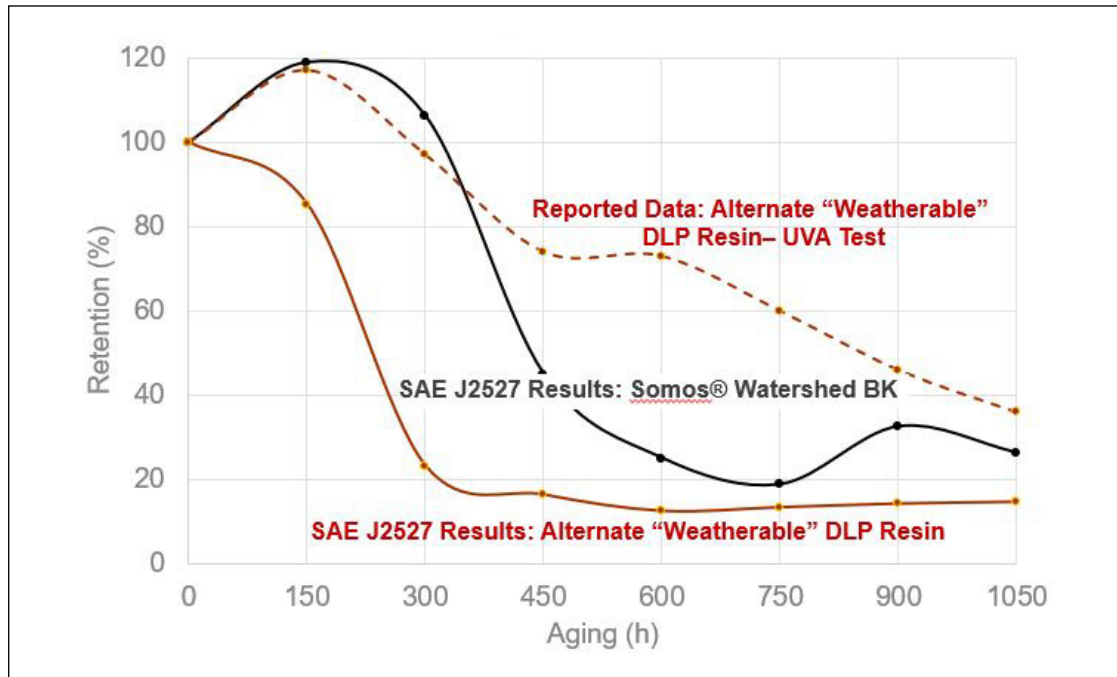


Figure 4: Xenon Arc Irradiation (Source: Q-Lab)

| Substance | Resistance |
|--------------------|------------|
| Water | Excellent |
| Saline (0.9%) | Excellent |
| Gasoline | Excellent |
| Diesel Fuel | Excellent |
| Engine Oil | Excellent |
| Windshield Wash | Good |
| Ethylene Glycol | Excellent |
| Brake Fluid | Excellent |
| Transmission Fluid | Excellent |
| Acetone | Good |
| Isopropanol | Excellent |
| Ethanol | Good |
| Methanol | Fair |
| Bleach | Good |

Figure 5: Chemical resistance

Chemical Compatibility

Somos WaterShed Black shows good resistance to many common chemicals.¹

Chemical compatibility tests performed on the transparent version, Somos WaterShed XC11122.



Retention of Mechanical Properties After Exposure

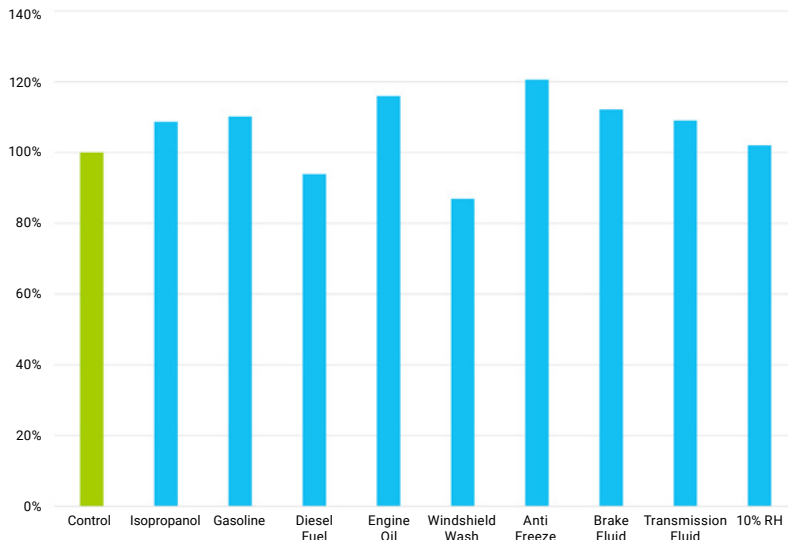


Figure 6: Tensile Modulus Retention of Somos WaterShed Black after 7-Day Immersion

This graph shows the retention of tensile modulus after 7-day immersion in the listed substance. Somos WaterShed Black maintains properties well when subjected to these materials. If you require data from other chemicals, please reach out to our Technical Service Team.

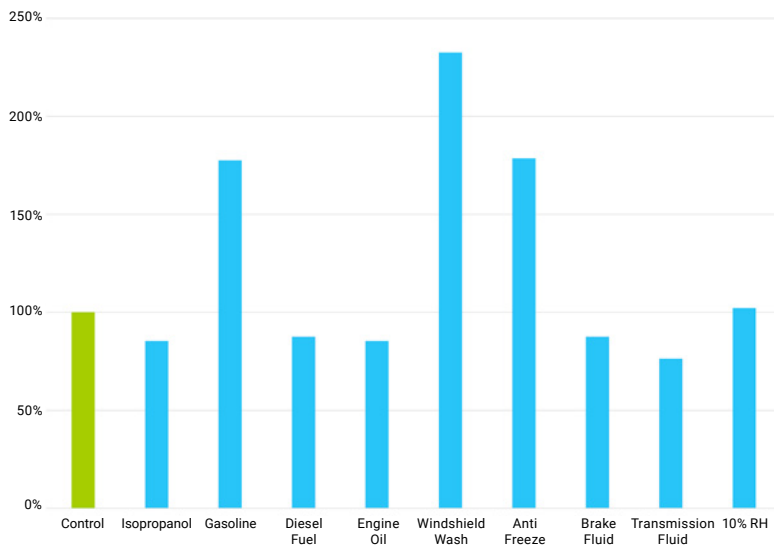


Figure 7: Elongation at Break Retention of Somos WaterShed Black after 7-Day Immersion

This graph shows the retention of tensile elongation after 7-day immersion in the listed substance. Somos WaterShed Black maintains elongation and ductility well when subjected to these materials. If you require data from other chemicals, please reach out to our Technical Service Team.



stratasys.com
ISO 9001:2015
Certified

Stratasys Headquarters
5995 Opus Parkway,
Minnetonka, MN 55343
+1 800 801 6491 (US Toll Free)
+1 952 937-3000 (Intl)
+1 952 937-0070 (Fax)

1 Holtzman St., Science Park,
PO Box 2496
Rehovot 76124, Israel
+972 74 745 4000
+972 74 745 5000 (Fax)

MATERIAL DATA SHEET
SLA

© 2025 Stratasys Ltd. All rights reserved. Stratasys, Stratasys signet, Somos and WaterShed are trademarks or registered trademarks of Stratasys Ltd. and/or its subsidiaries or affiliates and may be registered in certain jurisdictions. All other trademarks belong to their respective owners. Product specifications subject to change without notice. MDS_SL_Somos_WaterShed_Black_0625a. MDS_SL_Somos_WaterShed_Black_A4_0625a